



Model Number

NJ5-18GK-SN-15M

Features

- 5 mm flush
- Usable up to SIL 3 acc. to IEC 61508
- ATEX approval Ex-i and Ex-nA/tc for zone 0-2 and zone 20-22
- Degree of protection IP68

Application



Danger!

In safety-related applications the sensor must be operated with a qualified fail safe interface from Pepperl+Fuchs, such as KFD2-SH-EX1. Consider the "exida Functional Safety Assessment" document which is available on [www.pepperl-fuchs.com](#) as an integral part of the product documentation.

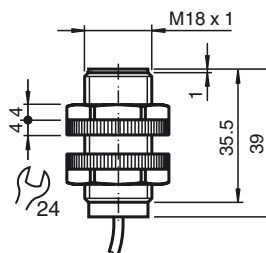
Accessories

BF 18
Mounting flange, 18 mm

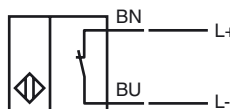
Technical Data

General specifications	
Switching function	Normally closed (NC)
Output type	NAMUR with safety function
Rated operating distance	s_n 5 mm
Installation	flush
Assured operating distance	s_a 0 ... 4.05 mm
Reduction factor r_{AI}	0.4
Reduction factor r_{Cu}	0.3
Reduction factor r_{304}	0.85
Safety Integrity Level (SIL)	up to SIL3 acc. to IEC 61508 Danger! In safety-related applications the sensor must be operated with a qualified fail safe interface from Pepperl+Fuchs, such as KFD2-SH-EX1. Consider the "exida Functional Safety Assessment" document which is available on www.pepperl-fuchs.com as an integral part of the product documentation.
Output type	2-wire
Nominal ratings	
Nominal voltage	U_o 8.2 V
Switching frequency	f 0 ... 500 Hz
Current consumption	
Measuring plate not detected	≥ 3 mA
Measuring plate detected	≤ 1 mA
Functional safety related parameters	
Safety Integrity Level (SIL)	SIL 3
MTTF _d	11850 a
Mission Time (T _M)	20 a
Diagnostic Coverage (DC)	0 %
Ambient conditions	
Ambient temperature	-40 ... 100 °C (-40 ... 212 °F)
Mechanical specifications	
Connection type	cable silicone , 15 mm
Core cross-section	0.75 mm ²
Housing material	Crastin (PBTB), black
Sensing face	Crastin (PBTB), black
Degree of protection	IP68
Cable	
Bending radius	> 10 x cable diameter
General information	
Use in the hazardous area	see instruction manuals
Compliance with standards and directives	
Standard conformity	
NAMUR	EN 60947-5-6:2000 IEC 60947-5-6:1999
Standards	EN 60947-5-2:2007 EN 60947-5-2/A1:2012 IEC 60947-5-2:2007 IEC 60947-5-2 AMD 1:2012
Approvals and certificates	
EAC conformity	TR CU 012/2011
UL approval	cULus Listed, General Purpose
CCC approval	CCC approval / marking not required for products rated ≤ 36 V

Dimensions



Electrical Connection



Release date: 2018-04-19 08:22 Date of issue: 2018-04-19 250932_eng.xml

Data for application in connection with hazardous areas

Equipment protection level	Ga , Gb , Gc (ic) , Gc (nA) , Da , Dc , Mb	
Equipment protection level Ga		
Type of protection	intrinsic safety	
CE marking	CE 0102	
Certificates		
Appropriate type	NJ5-18GK-SN...	
ATEX certificate	PTB 00 ATEX 2049 X	
ATEX marking	Ex II 1G Ex ia IIC T6...T1 Ga	
Standards	EN 60079-0:2012+A11:2013 , EN 60079-11:2012	
IECEX certificate	IECEX PTB 11.0092X	
IECEX marking	Ex ia IIC T6...T1 Ga	
Standards	IEC 60079-0:2011 , IEC 60079-11:2011	
Effective internal inductivity	C_i	$\leq 120 \text{ nF}$ A cable length of 10 m is considered.
Effective internal inductance	L_i	$\leq 200 \text{ }\mu\text{H}$ A cable length of 10 m is considered.
Maximum permissible ambient temperature T_{amb}	Also observe the maximum permissible ambient temperature stated in the general technical data. Keep to the lower of the two values.	
for ATEX	at $U_i = 16 \text{ V}$, $I_i = 25 \text{ mA}$, $P_i = 34 \text{ mW}$, T6 : 57 °C (134.6 °F) T5 : 69 °C (156.2 °F) T4 : 97 °C (206.6 °F) T3 : 97 °C (206.6 °F) T2 : 97 °C (206.6 °F) T1 : 97 °C (206.6 °F) at $U_i = 16 \text{ V}$, $I_i = 25 \text{ mA}$, $P_i = 64 \text{ mW}$, T6 : 52 °C (125.6 °F) T5 : 64 °C (147.2 °F) T4 : 92 °C (197.6 °F) T3 : 92 °C (197.6 °F) T2 : 92 °C (197.6 °F) T1 : 92 °C (197.6 °F) at $U_i = 16 \text{ V}$, $I_i = 52 \text{ mA}$, $P_i = 169 \text{ mW}$, T6 : 34 °C (93.2 °F) T5 : 46 °C (114.8 °F) T4 : 74 °C (165.2 °F) T3 : 74 °C (165.2 °F) T2 : 74 °C (165.2 °F) T1 : 74 °C (165.2 °F) at $U_i = 16 \text{ V}$, $I_i = 76 \text{ mA}$, $P_i = 242 \text{ mW}$, T6 : 22 °C (71.6 °F) T5 : 34 °C (93.2 °F) T4 : 61 °C (141.8 °F) T3 : 61 °C (141.8 °F) T2 : 61 °C (141.8 °F) T1 : 61 °C (141.8 °F)	
for IECEx	at $U_i = 16 \text{ V}$, $I_i = 25 \text{ mA}$, $P_i = 34 \text{ mW}$, T6 : 73 °C (163.4 °F) T5 : 88 °C (190.4 °F) T4 : 100 °C (212 °F) T3 : 100 °C (212 °F) T2 : 100 °C (212 °F) T1 : 100 °C (212 °F) at $U_i = 16 \text{ V}$, $I_i = 25 \text{ mA}$, $P_i = 64 \text{ mW}$, T6 : 69 °C (156.2 °F) T5 : 84 °C (183.2 °F) T4 : 100 °C (212 °F) T3 : 100 °C (212 °F) T2 : 100 °C (212 °F) T1 : 100 °C (212 °F) at $U_i = 16 \text{ V}$, $I_i = 52 \text{ mA}$, $P_i = 169 \text{ mW}$, T6 : 51 °C (123.8 °F) T5 : 66 °C (150.8 °F) T4 : 80 °C (176 °F) T3 : 80 °C (176 °F) T2 : 80 °C (176 °F) T1 : 80 °C (176 °F) at $U_i = 16 \text{ V}$, $I_i = 76 \text{ mA}$, $P_i = 242 \text{ mW}$, T6 : 39 °C (102.2 °F) T5 : 54 °C (129.2 °F) T4 : 61 °C (141.8 °F) T3 : 61 °C (141.8 °F) T2 : 61 °C (141.8 °F) T1 : 61 °C (141.8 °F)	

Release date: 2018-04-19 08:22 Date of issue: 2018-04-19 250932_eng.xml



Equipment protection level Gb

Type of protection	intrinsic safety	
CE marking	CE 0102	
Certificates		
Appropriate type	NJ5-18GK-SN...	
ATEX certificate	PTB 00 ATEX 2049 X	
ATEX marking	Ⓔ II 1G Ex ia IIC T6...T1 Ga	
Standards	EN 60079-0:2012+A11:2013 , EN 60079-11:2012	
IECEX certificate	IECEX PTB 11.0092X	
IECEX marking	Ex ia IIC T6...T1 Ga	
Standards	IEC 60079-0:2011 , IEC 60079-11:2011	
Effective internal inductivity	C_i	≤ 120 nF A cable length of 10 m is considered.
Effective internal inductance	L_i	≤ 200 μ H A cable length of 10 m is considered.
Maximum permissible ambient temperature T_{amb}	Also observe the maximum permissible ambient temperature stated in the general technical data. Keep to the lower of the two values. at $U_i = 16$ V , $I_i = 25$ mA , $P_i = 34$ mW , T6 : 73 °C (163.4 °F) T5 : 88 °C (190.4 °F) T4 : 100 °C (212 °F) T3 : 100 °C (212 °F) T2 : 100 °C (212 °F) T1 : 100 °C (212 °F) at $U_i = 16$ V , $I_i = 25$ mA , $P_i = 64$ mW , T6 : 69 °C (156.2 °F) T5 : 84 °C (183.2 °F) T4 : 100 °C (212 °F) T3 : 100 °C (212 °F) T2 : 100 °C (212 °F) T1 : 100 °C (212 °F) at $U_i = 16$ V , $I_i = 52$ mA , $P_i = 169$ mW , T6 : 51 °C (123.8 °F) T5 : 66 °C (150.8 °F) T4 : 80 °C (176 °F) T3 : 80 °C (176 °F) T2 : 80 °C (176 °F) T1 : 80 °C (176 °F) at $U_i = 16$ V , $I_i = 76$ mA , $P_i = 242$ mW , T6 : 39 °C (102.2 °F) T5 : 54 °C (129.2 °F) T4 : 61 °C (141.8 °F) T3 : 61 °C (141.8 °F) T2 : 61 °C (141.8 °F) T1 : 61 °C (141.8 °F)	



Equipment protection level Gc (ic)

Type of protection	intrinsic safety	
CE marking	CE	
Certificates		
ATEX certificate	PF13CERT2895 X	
ATEX marking	Ⓔ II 3G Ex ic IIC T6...T1 Gc	
Standards	EN 60079-0:2012+A11:2013 , EN 60079-11:2012	
Effective internal inductivity	C_i	≤ 120 nF A cable length of 10 m is considered.
Effective internal inductance	L_i	≤ 200 μ H A cable length of 10 m is considered.
Maximum permissible ambient temperature T_{amb}	Also observe the maximum permissible ambient temperature stated in the general technical data. Keep to the lower of the two values. at $U_i = 20$ V , $I_i = 25$ mA , $P_i = 34$ mW , T6 : 70 °C (158 °F) T5 : 85 °C (185 °F) T4 : 100 °C (212 °F) T3 : 100 °C (212 °F) T2 : 100 °C (212 °F) T1 : 100 °C (212 °F) at $U_i = 20$ V , $I_i = 25$ mA , $P_i = 64$ mW , T6 : 69 °C (156.2 °F) T5 : 84 °C (183.2 °F) T4 : 100 °C (212 °F) T3 : 100 °C (212 °F) T2 : 100 °C (212 °F) T1 : 100 °C (212 °F) at $U_i = 20$ V , $I_i = 52$ mA , $P_i = 169$ mW , T6 : 51 °C (123.8 °F) T5 : 66 °C (150.8 °F) T4 : 80 °C (176 °F) T3 : 80 °C (176 °F) T2 : 80 °C (176 °F) T1 : 80 °C (176 °F) at $U_i = 20$ V , $I_i = 76$ mA , $P_i = 242$ mW , T6 : 39 °C (102.2 °F) T5 : 54 °C (129.2 °F) T4 : 61 °C (141.8 °F) T3 : 61 °C (141.8 °F) T2 : 61 °C (141.8 °F) T1 : 61 °C (141.8 °F)	



Equipment protection level Gc (nA)

Type of protection	"n"
CE marking	
Certificates	
ATEX certificate	PF 15CERT3754 X
ATEX marking	 II 3G Ex nA IIC T6 Gc
Standards	EN 60079-0:2012+A11:2013, EN 60079-15:2010
Possible characteristics	maximum operating voltage U_{Bmax} , maximum load current I_{Lmax} , minimum series resistance R_V , maximum analog output voltage U_{Amax} , maximum analog output current I_{Amax}
Maximum permissible ambient temperature T_{amb}	Also observe the maximum permissible ambient temperature stated in the general technical data. Keep to the lower of the two values. using an amplifier in accordance with EN 60947-5-6 : 58 °C (136.4 °F) at $U_{Bmax} = 9 V$, $R_V = 562 \Omega$: 58 °C (136.4 °F)

Equipment protection level Da

Type of protection	intrinsic safety
CE marking	 0102
Certificates	
Appropriate type	NJ5-18GK-SN...
ATEX certificate	PTB 00 ATEX 2049 X
ATEX marking	 II 1D Ex ia IIIC T135°C Da
Standards	EN 60079-0:2012+A11:2013, EN 60079-11:2012
IECEX certificate	IECEX PTB 11.0092X
IECEX marking	Ex ia IIIC T135°C Da
Standards	IEC 60079-0:2011, IEC 60079-11:2011
Effective internal inductivity C_i	$\leq 120 \text{ nF}$ A cable length of 10 m is considered.
Effective internal inductance L_i	$\leq 200 \mu\text{H}$ A cable length of 10 m is considered.
Maximum permissible ambient temperature T_{amb}	Also observe the maximum permissible ambient temperature stated in the general technical data. Keep to the lower of the two values. at $U_i = 16 V$, $I_i = 25 \text{ mA}$, $P_i = 34 \text{ mW}$: 100 °C (212 °F) at $U_i = 16 V$, $I_i = 25 \text{ mA}$, $P_i = 64 \text{ mW}$: 100 °C (212 °F) at $U_i = 16 V$, $I_i = 52 \text{ mA}$, $P_i = 169 \text{ mW}$: 80 °C (176 °F) at $U_i = 16 V$, $I_i = 76 \text{ mA}$, $P_i = 242 \text{ mW}$: 61 °C (141.8 °F)

Equipment protection level Dc

Type of protection	Protection by enclosure "tc"
CE marking	
Certificates	
ATEX certificate	PF 15CERT3774 X
ATEX marking	 II 3D Ex tc IIIC T80 °C Dc
Standards	EN 60079-0:2012+A11:2013, EN 60079-31:2014
Possible characteristics	maximum operating voltage U_{Bmax} , maximum load current I_{Lmax} , minimum series resistance R_V , maximum analog output current I_{Amax} , maximum analog output voltage U_{Amax}
Maximum permissible ambient temperature T_{amb}	Also observe the maximum permissible ambient temperature stated in the general technical data. Keep to the lower of the two values. : using an amplifier in accordance with EN 60947-5-6 : 58 °C (136.4 °F) at $U_{Bmax} = 9 V$, $R_V = 562 \Omega$: 58 °C (136.4 °F)

Equipment protection level Mb

Type of protection	intrinsic safety
Certificates	
Appropriate type	NJ5-18GK-SN...
IECEX certificate	IECEX PTB 11.0092X
IECEX marking	Ex ia I Mb
Standards	IEC 60079-0:2011, IEC 60079-11:2011
Effective internal inductivity C_i	$\leq 120 \text{ nF}$ A cable length of 10 m is considered.
Effective internal inductance L_i	$\leq 200 \mu\text{H}$ A cable length of 10 m is considered.
Maximum permissible ambient temperature T_{amb}	Also observe the maximum permissible ambient temperature stated in the general technical data. Keep to the lower of the two values. at $U_i = 16 V$, $I_i = 25 \text{ mA}$, $P_i = 34 \text{ mW}$: 100 °C (212 °F) at $U_i = 16 V$, $I_i = 25 \text{ mA}$, $P_i = 64 \text{ mW}$: 100 °C (212 °F) at $U_i = 16 V$, $I_i = 52 \text{ mA}$, $P_i = 169 \text{ mW}$: 80 °C (176 °F) at $U_i = 16 V$, $I_i = 76 \text{ mA}$, $P_i = 242 \text{ mW}$: 61 °C (141.8 °F)